




Mushroom parachute folding instructions.



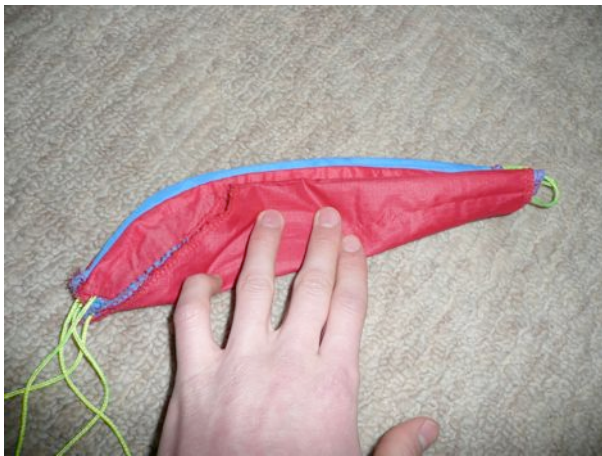
Step 1: Lay flat. Two gores should be flat while two are folded in between.




After step 1, it should look like this.




Step 2. Fold in half.




Step 3: Fold in half again.



Step 4. Fold the top down.



Step 5: Roll from the top down.



Step 6. Wrap the shroud lines around the chute. It is best to roll the chute over the lines to prevent them from tangling.



The folded parachute should look like this.

Step 7: Go and fly your rocket!